

### Criterion 6.2.3

Screenshots of the Software/Portals used by Administration/Accounts/Students/Teachers.  
For Bills please refer to Proof annexure pdf file.

#### 1) Biometric

Annexure I



#### 2) Online Sports Registration Software for Students

Annexure II

### 3) Timetable

#### Annexure III

SHIVAJI COLLEGE  
(University Of Delhi)

Admin Login Department Login

Class Semester Section Teacher Day Period  
Select Class Select Semester Select Section Select Teacher Select Day Select Period Go

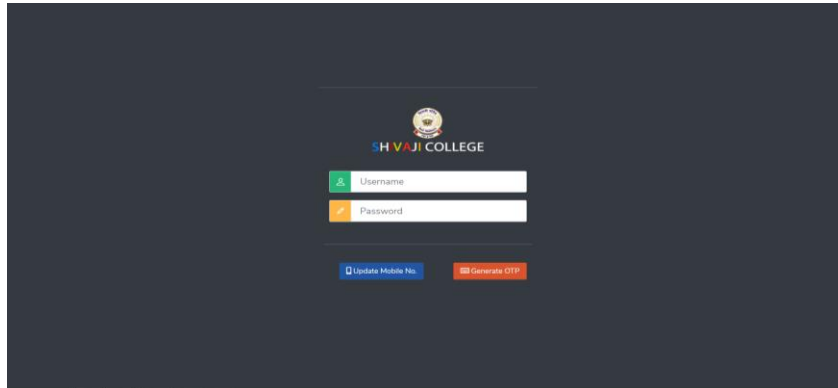
DESIGNED AND DEVELOPED @ LIVE PROJECT CLUB BY NEW DELHI DATA POINT PVT. LTD.  
1949809

### 4) Windows Licenses for Computers

#### Annexure IV

## 5) SAS Software/Internal Assessment/Admit Card

### Annexure 5



**Admission >> Add Attendance**  
Add Attendance Details!

Session:	Course Name:	Month:	Att Type:	Order By:
2019-2020	Select Course Name	MM	Att. type	Roll Number
Subject:	Teacher's Name:	Section:	Lect. Held:	
Paper(s)/Subject(s)	MR. AVNEET SINGH [Physics]	Section A		

[Show](#)

In case, student's name not appearing in the following record as per selected criteria, kindly contact concerned dealing assistant(s) in the office of the Section Officer (Administration)!

**Internal Assessment >> Add IA Marks**  
Add Internal Assessment Marks!

Session:	Course Name:	IA Max Marks:	Subject:
2019-2020	Select Course Name	IA Max Marks	Paper(s)/Subject(s)
Order By:	Teacher's Name: te2832	Section:	
Roll Number	MR. AVNEET SINGH [Physics]	Section A	

[Show](#)

In case, student's name not appearing in the following record as per selected criteria, kindly contact concerned dealing assistant(s) in the office of the Section Officer (Administration)!

**Internal Assessment >> Internal Assessment Record**  
Internal Assessment Marks!

Session:	Course Name:	Subject:
2019-2020	Select Course Name	Paper(s)/Subject(s)
Report Format:	Order By:	Section:
Consolidated (Out of 25)	Roll Number	Section A

[Show](#)

## 5) SAS Software/Examination Form

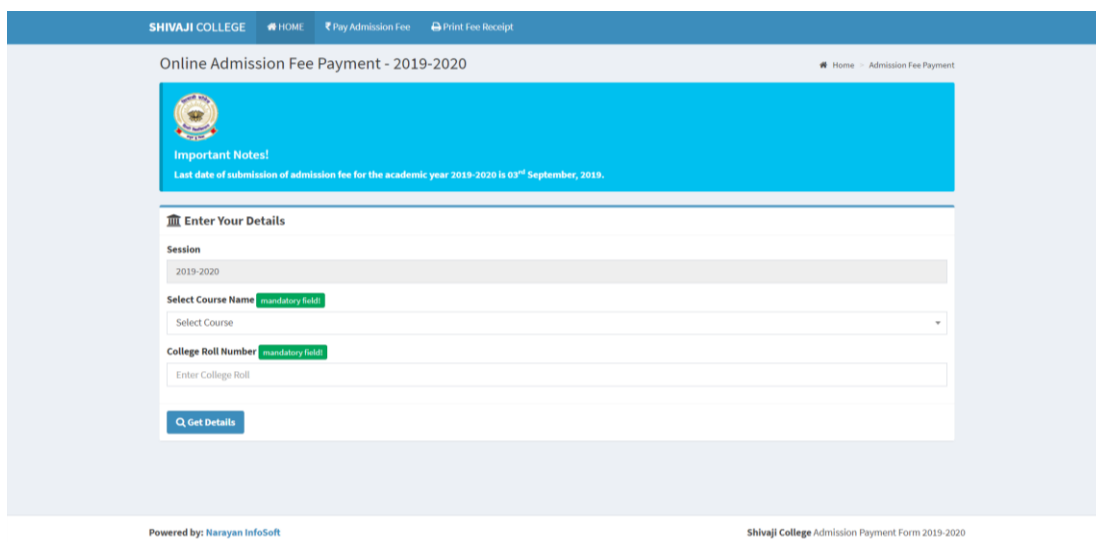
### Annexure V



The screenshot shows the 'Online Examination Form' for Shivaji College (University of Delhi) for the academic year 2019-2020. The header includes the college logo and name. Below the header is a green bar with the text 'Select Criteria'. The form fields include: 'Session' (2019-2020), 'Course Name' (a dropdown menu with 'Select Course Name' as the placeholder), 'Roll No.' (a text input field), and 'Mobile No.' (a text input field). At the bottom of the form is a green button labeled 'Get OTP Number'.

## 5) SAS Software/Fee Payment

### Annexure V



The screenshot shows the 'Online Admission Fee Payment' form for Shivaji College (University of Delhi) for the academic year 2019-2020. The header includes the college logo and name. Below the header is a blue bar with the text 'Important Notes!' and 'Last date of submission of admission fee for the academic year 2019-2020 is 03<sup>rd</sup> September, 2019.' Below this is a white box with the text 'Enter Your Details'. The form fields include: 'Session' (2019-2020), 'Select Course Name' (a dropdown menu with 'Select Course Name' as the placeholder and a green 'mandatory field' label), and 'College Roll Number' (a text input field with 'Enter College Roll' as the placeholder and a green 'mandatory field' label). At the bottom of the form is a blue button labeled 'Get Details'. The footer includes the text 'Powered by: Narayan InfoSoft' and 'Shivaji College Admission Payment Form 2019-2020'.

## 5) SAS Software/Refund of Security

### Annexure V

**Shivaji College**  
Online Application Form for Refund of Security (Entry New Form or Print Receipt!)

<b>Session:</b> <input type="text" value="2019-2020"/>	<b>Select Course Name:</b> <input type="text" value="Select Course Name"/>	<b>College Roll Number:</b> <input type="text"/>
---	---	---

**Dear User! Kindly select the above criteria.**

Copyright @ 2017, Shivaji College

## 5) SAS Software/Fee Concession

### Annexure 5

**Shivaji College**  
Online Application Form for Fee Concession (Entry New Form or Print Receipt!)

<b>Session:</b> <input type="text" value="2019-2020"/>	<b>Select Course Name:</b> <input type="text" value="Select Course Name"/>	<b>College Roll Number:</b> <input type="text"/>
---	---	---

**Dear User! Kindly select the above criteria.**

Copyright @ 2017, Shivaji College

## 6 & 7) KOHA Library software with RFID system

Annexure VI and VII



### Library Facilities



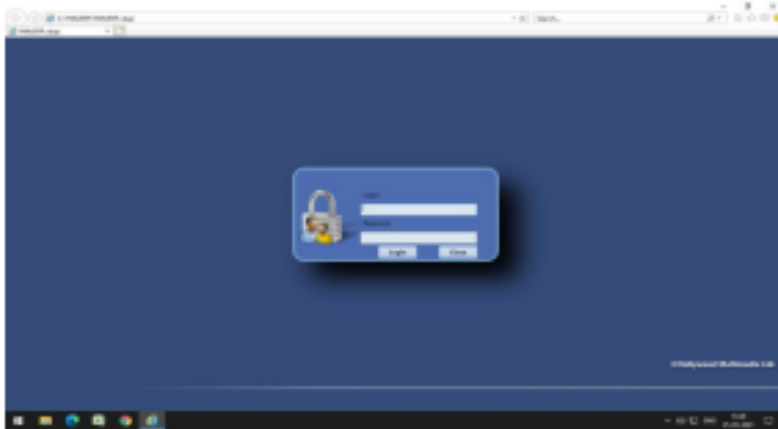
KOHA library software with RFID system



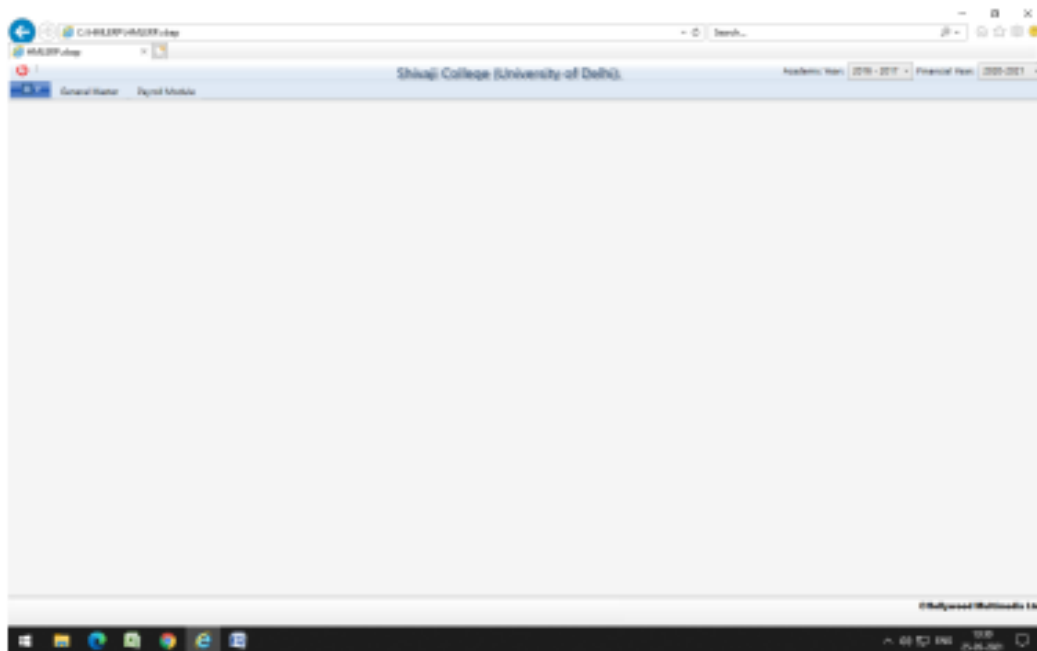
## 8) HR payroll for Finance Section

Annexure VIII

### Login Page



### Home Page







# Payroll Register

CIVILSERVICESERP -> Pay Register

Shivaji College (University of Delhi)
 
 Academic Year: 2018 - 2019 | Financial Year: 2021-2022

General Master | Payroll Module

Payroll Register | Pay Register after confirmation | Pay Register Summary | Pay Register Summary Consolidated | Pay Register Summary (Mo) | Leave Register

Department: All | Designation: All | Department Type: All

General Category: Month

Sl	Account Name	ShortName Name	Sl	Emp Code	Employee Name	General Category	Department	Designation	Month	Security No	Total Entitlement	Total Deduction	Total Payable
1	Dearness Allowance	DA											
2	Pension Allowance	Pension Allowance											
3	City Compensatory Allowance	CCA											
4	Personal Pay	PERSONAL											
5	OSA	OSA											
6	BLI ALL	BLI ALL											
7	B.P. Allowance	BPA											

Sl	Deduction Name	ShortName Name	Sl	Emp Code	Employee Name	General Category	Department	Designation	Month	Security No	Total Entitlement	Total Deduction	Total Payable
1	Tax	Tax											
2	PF LOAN	PF LOAN											
3	Recovery LTC/MT	LTC/MT											
4	OBC Deduction	OBC Deduction											
5	CGA ACP	CGA ACP											
6	PG/DA/AV	PG/DA/AV											
7	OT WORK	OT WORK											

Search
  With Allowance
  Without Allowance/Grade pay

Security Type:
  Both Type
  Regular Salary
  Supplementary Salary

Payroll Module >>> Reports >>> Payroll Register
 © Hyderabad Multimedia Ltd.

# 9) Tally Software

## Annexure IX

The screenshot displays the Tally.ERP 9 Gateway of Tally interface. The main window is titled 'Gateway of Tally' and contains a 'List of Selected Companies' table. The table lists three companies: 'GENERAL FUND - From 1-Apr-2018', 'GENERAL FUND - From 1-Apr-2018', and 'Students Fund - (From 1-Apr-2018)'. The 'Current Period' is '1.4.2021 to 31-3-2022' and the 'Current Date' is 'Monday, 10 Jan, 2022'. The 'Date of Last Entry' for all companies is '10-Jan-2022'.

On the right side, there is a 'Gateway of Tally' menu with the following options:

- Masters**
  - Accounts Info
  - QuicK Setup
- Transactions**
  - Accounting Vouchers
- Utilities**
  - ImpOrt of Data
  - BaNking
- Reports**
  - Balance Sheet
  - Income & Expense A/c
  - Ratio Analysis
  - Display
  - Multi Account Printing
  - Quit

At the bottom, there is a status bar with the following information:

Product	Version	License	Configuration	Calculator
Tally POWER OF SIMPLICITY Tally.ERP 9	Series A Release 4.8 Latest Install Rel. 4.93 [36/36] Tally Messages	Serial Number 795476619 Account ID shivajicollege.ac@gmail.com Tally.NET subscription expired on 31-May-2015	Stat 219 1 TD(L)s loaded Proxy ODBC Server on Port 9000	Install STAT 269 31 > 186625*2% 32 3,732.50 33 > 186625*1% 34 1,866.25 35 >

The status bar also shows 'Tally MAIN --> Gateway of Tally', '(c) Tally Solutions Pvt. Ltd., 1988-2014', 'Mon, 10 Jan, 2022', '16:51:30', 'PAGE 1 OF 1', '45 OF 45 WORDS', 'ENGLISH (INDIA)', and '100%' zoom.

# 10) Compu TDS Software for Finance Section

## Annexure X

The screenshot displays the CompuOffice web application interface. At the top, the browser address bar shows the URL: [http://127.0.0.1/\(S|14e1v52sfyy3irf9b5qbyb\)|/CompuOfficeV2/switchboard.aspx](http://127.0.0.1/(S|14e1v52sfyy3irf9b5qbyb)|/CompuOfficeV2/switchboard.aspx). The application header includes the CompuOffice logo and navigation links: Online Support, User Profile, Software Registration, Reset Browser Setting, Help?, and Exit. Below the header, a blue banner contains the text: "u32315 Node: SERVER Facility to import JSON file related to tax audit form 3C." and "Welcome Administrator [admin] Your Mail ID :shivajcollege.ac@gmail.com GST on CMS : 07AAEAS5939H1DF FX: 4.0 (11)".

The main content area is divided into three sections:

- Features:** A vertical list of menu items including Client Master, Challan, IT & Other Forms (Online), Client Letter, Departmental Letter, Office Assistance, Email Sent Box, Reports, Suggestions, DSC Corner, Birthday Reminder, Generate UDIN, Mail, Software Reminder (marked as 'New'), and Staff Login Details (marked as 'New').
- Software's:** A grid of software modules, each with an icon and a 'Buy' button. The modules are: Tax, Tds, Gst, Roc, Bal, Pay, Dms, Xbrl, Chk, Cma, Sft, Vat, Serve, Bill, and Space.
- News & Update:** A section with a 'You Tube' icon and a 'View All' link. It contains a message: "software but we cannot restore your data without backup files preserved by you. Strongly suggested to regularly save the backup files on the external media. Facility to import JSON file related to tax audit form 3CA/3CB-3CD is now incorporated in CompuBal." Below this is a 'CompuDms' section with the heading "EXPLORE ALL NEW FEATURES OF COMPU DMS" and a list of topics with 'View All' links.

At the bottom of the page, there is a footer: "All Rights Reserved. Developed by Professional Softec Pvt. Ltd." The Windows taskbar at the very bottom shows the system tray with the date and time: "10:59 17-01-2022".

## 11) BeNQ Smart Signage Display

Annexure XI



## 12) Official Zoom platform

### Annexure XII

The screenshot displays the Zoom account settings interface. At the top, the Zoom logo is on the left, and navigation links for SOLUTIONS, PLANS & PRICING, CONTACT SALES, SCHEDULE A MEETING, JOIN A MEETING, and HOST A MEETING are on the right. A user profile picture is visible in the top right corner.

The main content area is divided into two sections: PERSONAL and ADMIN. The PERSONAL section is currently active, showing the profile for "Shivaji College".

**PERSONAL**

- Profile** (Selected)
- Meetings
- Webinars
- Recordings
- Settings

**ADMIN**

- User Management
- Room Management
- Account Management
- Advanced

**Attend Live Training**

**Shivaji College** (Account Name) Edit

Account No. 123970939

**Personal Meeting ID** \*\*\* \*\*193 Show Edit

[https://us02web.zoom.us/j/\\*\\*\\*\\*\\*193?pwd=\\*\\*\\*\\*\\*](https://us02web.zoom.us/j/*****193?pwd=*****) Show

× Use this ID for instant meetings

**Sign-In Email** shi\*\*@gmail.com Show Edit

Linked accounts:

**User Type** Licensed

**Capacity** Meeting 100

**Language** English

### 13) ERP (SPACE)

#### Annexure XIII

